

Архангельск (8182)63-90-72
Астана (7172)727-132
Астрахань (8512)99-46-04
Барнаул (3852)73-04-60
Белгород (4722)40-23-64
Брянск (4832)59-03-52
Владивосток (423)249-28-31
Волгоград (844)278-03-48
Вологда (8172)26-41-59
Воронеж (473)204-51-73
Екатеринбург (343)384-55-89
Иваново (4932)77-34-06

Ижевск (3412)26-03-58
Иркутск (395)279-98-46
Казань (843)206-01-48
Калининград (4012)72-03-81
Калуга (4842)92-23-67
Кемерово (3842)65-04-62
Киров (8332)68-02-04
Краснодар (861)203-40-90
Красноярск (391)204-63-61
Курск (4712)77-13-04
Липецк (4742)52-20-81

Киргизия (996)312-96-26-47

Магнитогорск (3519)55-03-13
Москва (495)268-04-70
Мурманск (8152)59-64-93
Набережные Челны (8552)20-53-41
Нижний Новгород (831)429-08-12
Новокузнецк (3843)20-46-81
Новосибирск (383)227-86-73
Омск (3812)21-46-40
Орел (4862)44-53-42
Оренбург (3532)37-68-04
Пенза (8412)22-31-16

Россия (495)268-04-70

Пермь (342)205-81-47
Ростов-на-Дону (863)308-18-15
Рязань (4912)46-61-64
Самара (846)206-03-16
Санкт-Петербург (812)309-46-40
Саратов (845)249-38-78
Севастополь (8692)22-31-93
Симферополь (3652)67-13-56
Смоленск (4812)29-41-54
Сочи (862)225-72-31
Ставрополь (8652)20-65-13

Казахстан (772)734-952-31

Сургут (3462)77-98-35
Тверь (4822)63-31-35
Томск (3822)98-41-53
Тула (4872)74-02-29
Тюмень (3452)66-21-18
Ульяновск (8422)24-23-59
Уфа (347)229-48-12
Хабаровск (4212)92-98-04
Челябинск (351)202-03-61
Череповец (8202)49-02-64
Ярославль (4852)69-52-93

<https://celette.nt-rt.ru> || cfe@nt-rt.ru



WELDING & CUTTING EQUIPMENTS

SMART REPAIR CONCEPTS – 2020

CONTENTS

AUTO MIG	▶ 6
INVERTER COMBI 200	▶ 7
TRIO DIGITAL	▶ 8
PLASMA CUT 40NH	▶ 9
INDUCTION HEATER	▶ 10
RAPID SPOT MINI ENTRÉE	▶ 11
RAPID SPOT MINI COMPLETE	▶ 12
EASY DENT 3000 ENTRÉE	▶ 13
EASY DENT 3000 PLUS	▶ 14
EASY DENT 3000 COMPLETE	▶ 15
DUO SPOT STEEL & ALU 2-IN-1 – ENTRÉE	▶ 16
DUO SPOT STEEL & ALU 2-IN-1 – PLUS	▶ 17
DUO SPOT STEEL & ALU 2-IN-1 – COMPLETE	▶ 18, 19
ACCESSORIES & CONSUMABLES	▶ 20, 21

New range of **AUTO BODY REPAIR EQUIPMENT**



BIG SALE!

SPECIAL INTRODUCTORY OFFERS & COMBO OFFERS

T & C Apply



AUTO MIG

REF NO: CEL.13212-J-02

SUITABLE FOR AUTO BODY REPAIR WORKSHOP, 170A WELDING CURRENT MIG WELDER

- ▶ Provides high working efficiency & quality production on thin plate in the field of auto body repair.
- ▶ Has good ignition & penetration.
- ▶ Excellent welding performance on varied sheet thickness, to avoid burn through.



DUTY CYCLE: 170A 25% 110A 60% 85A 100%

POWER: 6KVA



INVERTER COMBI 200

REF NO: CEL_17882-0-02

SUITABLE FOR AUTO BODY REPAIR WORKSHOP, 200A WELDING CURRENT INVERTER MIG WELDER

- ▶ Dual torch for steel & aluminum car body repair.
- ▶ Specially made spool gun for aluminum:
High cost-performance ratio. ABICOR BINZEL 15AK gun.
- ▶ Dedicated welding gun support: Easy take out & Easy put in.
- ▶ High efficiency inverter power source, quick ignition, less spatter,
good for car body repair.



DUTY CYCLE: 200A 60% 155A 100%

POWER: 8KVA

 810x410x790(H) mm	 820x370x770(H) mm	 STEPLESS	 230V 1PH 50/60Hz	 SPOOL SIZE: Φ 100 200 300mm	 45Kg	 WIRE Φ: 0.6~1.2mm	 17~200A
--------------------------	--------------------------	--------------	----------------------	--	----------	--------------------------	-------------

TRIO DIGITAL

REF NO: CEL.1321-521-6

SUITABLE FOR AUTO BODY REPAIR WORKSHOP, EXTRA HEAVY DUTY MIG WELDER.

- ▶ Tri torch for steel & aluminum car body repair.
- ▶ Specially designed for brazing, aluminum, mild steel auto body repair work.
- ▶ Specially made spool gun for aluminum: High cost-performance ratio. ABICOR BINZEL 15AK gun.
- ▶ Dedicated welding gun support: Easy to access and store welding torches.



DUTY CYCLE: 200A 20% 90A 100%

POWER: 7KVA



PLASMA CUT 40NH

REF NO: CEL.1721-B2-03

**WITH PILOT ARC NO HF – STARTING VOLTAGE,
LIGHT WEIGHT.**

40A CURRENT OFFERS PERFECT CUT – FE, AL, CU.

- ▶ Inverter technology guarantee precision cutting.
- ▶ Air cooled torch body for better arc stability.
- ▶ 5m torch with quick connector.
- ▶ High efficiency inverter power source, quick ignition, suitable for car body repair.



DUTY CYCLE: 40A 60% 30A 100%

POWER: 6KVA



450x220x310(H)
mm



510x360x360(H)
mm



230V 1PH 50/60Hz
110V/230V Auto switch
(optional)



KG

10Kg



8mm Square cut



Current 10 - 40A

INPUT AIR/N2: 4.4 - 5.0 bar

PROTECTION: IP 21

INDUCTION HEATER

THE CELETTE INDUCTION HEATER WITH A WEIGHT OF ONLY 4.4KG WITH HIGH FREQUENCY.

PATENTED MULTI-FUNCTIONAL TORCH WITH ISOLATION TRANSFORMER.

- ▶ It offers power upto 3000 watt.
- ▶ Output current is isolated to input current.
- ▶ No over current problem, patented heating torch can be used for glass/stickers/screw/nut/dent repair.
- ▶ Light weight, easy to carry, better efficiency.

REF NO: CEL.17203-A3-02



DUTY CYCLE: 15%

MAX POWER: 2KVA



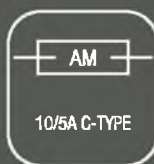
380x110x215(+/-)
mm



450x240x230(+/-)
mm



110/230V 1PH
50/60Hz



AM
10/5A C-TYPE



KG
4.4Kg

HIGH FREQ: 100kHz

APPLICATION:



RAPID SPOT MINI **ENTRÉE**

RAPID SPOT MINI (ULTRA SPOT NANO)

Earth cable and torch direct transformer connection for maximum performance.

ZERO Overheating, Rusting, Burning in the sheet metal.

Exclusively designed for thin sheet.

REF NO: CEL 11245-C-02

TECHNICAL SPEC	RAPID SPOT MINI
MAX WELDING CURRENT:	5000A
DUTY CYCLE:	8-15 SPOTS @ 100%
VOLTAGE/PHASE:	110V /220V 1PH 60/50HZ
MAX INPUT CURRENT:	3A 6A
WEIGHT:	9.5 KG



380 X 110 X 215(H)MM



580 X 220 X 240(H)MM

REF NO: CEL.ET19-11245-1



TRIANGLE HOLDER - 1



M5 TIP - 10



SLIDE HAMMER - 1



ELECTRODE FOR TAB - 1



BIG TRIANGLE WASHER - 20



TAB STRAIGHT - 10


OPTIONAL



TROLLEY

STAR WASHER



H PULLER WITH M5 TIP



ELECTRODE FOR WASHER



HOOK PULLER SLIDE HAMMER



SMALL TRIANGLE WASHER



RAPID SPOT MINI **COMPLETE**

RAPID SPOT MINI (ULTRA SPOT NANO)

Earth cable and torch direct transformer connection for maximum performance.

ZERO Overheating, Rusting, Burning in the sheet metal.

Exclusively designed for thin sheet.

REF NO: OEL.11245-C-02



380 X 110 X 215(H)MM



580 X 220 X 240(H)MM



REF NO: CEL.ET19-11245-2

RAPID SPOT MINI COMPLETE SET



SLIDE HAMMER - 1



TRIANGLE HOLDER - 1



BIG TRIANGLE
WASHER - 20



M5 TIP - 10



COMPONENT BOX - 1



ELECTRODE
FOR TAB - 1



TAB STRAIGHT - 10



SMALL TRIANGLE
WASHER - 50



STAR WASHER - 50



ELECTRODE
FOR WASHER - 1



HOOK PULLER
SLIDE HAMMER - 1



H PULLER WITH
M5 TIP - 1

EASY DENT 3000 **ENTRÉE**

EASY DENT 3000

Dual welding mode: AUTO & MANUAL

In-built intelligence system to adjust welding parameters automatically.

Improved welding performance, less heat dissipation with more powerful pulling operation.



335 X 220 X 310(H)MM



480 X 300 X 310(H)MM



REF NO: CEL.1118F-C-02

TECHNICAL SPEC	EASY DENT 3000
MAX WELDING CURRENT:	3000A
VOLTAGE/PHASE:	220V 1PH 60/50HZ
WEIGHT:	22KG
POWER:	12KVA

REF NO: CELET-1118F-1



TRIANGLE HOLDER - 1



BIG TRIANGLE WASHER - 20



CARBON ROD - 2



ELECTRODE FOR TAB - 1



M5 TIP - 10



TAB STRAIGHT - 10



OPTIONAL



TROLLEY

STAR WASHER



H PULLER WITH M5 TIP



ELECTRODE FOR WASHER



HOOK PULLER SLIDE HAMMER



SMALL TRIANGLE WASHER



EASY DENT 3000 PLUS

EASY DENT 3000

Dual welding mode: AUTO & MANUAL.

In-built intelligence system to adjust welding parameters automatically.

Improved welding performance, less heat dissipation with more powerful pulling operation.


REF NO: CEL.1118F-C-02

SLIDE HAMMER - 1

SLIDE HAMMER WITH 6 HOOKS CLAW - 1

PULLING ROD - 1 SET

H PULLER WITH M5 TIP - 1



REF NO: CEL.ET-1118F-4



TRIANGLE HOLDER - 1



BIG TRIANGLE WASHER - 20



CARBON ROD - 2



ELECTRODE FOR TAB - 1



M5 TIP - 10



TAB STRAIGHT - 50



TAB TWIST - 50



OPTIONAL

SLIDE 600 PULLER WITH SINGLE FOOT WITH 4 HOOKS CLAW



EASY PULLER



THE SINGLE HOOK FOR SLIDE SNAP PULL



380 X 220 X 282(H)MM



480 X 300 X 310(H)MM



TAB SHOOTER WITH 20 PCS TAB



SLIDE LEVER 600 WITH HOOK



EASY DENT 3000 **COMPLETE**

EASY DENT 3000

Dual welding mode: AUTO & MANUAL.

In-built intelligence system to adjust welding parameters automatically.

Improved welding performance, less heat dissipation with more powerful pulling operation.

REF NO: CEL 1118F-C-02

SMART REPAIR STATION



380 X 220 X 282(H)MM



480 X 300 X 310(H)MM



REF NO: CELET-1118F-5



SLIDE HAMMER - 1



TRIANGLE HOLDER - 1



BIG TRIANGLE WASHER - 20



CARBON ROD - 2



M5 TIP - 10



COMPONENT BOX - 1



TAB STRAIGHT - 50



TAB TWIST - 50



ELECTRODE FOR TAB - 1



PULLING ROD - 1 SET



SLIDE HAMMER WITH 6 HOOKS CLAW - 1



SLIDE SNAP 300 WITH 4 HOOKS CLAW - 1



SLIDE 600 PULLER WITH SINGLE FOOT WITH 4 HOOKS CLAW - 1



SLIDE 1000 PULLER WITH DOUBLE FEET WITH 4 HOOKS CLAW - 1



EASY PULLER - 1



TAB SHOOTER WITH 20 PCS TAB - 1



SINGLE HOOK FOR SLIDE SNAP PULL - 1



SLIDE LEVER 600 WITH HOOK - 1



H PULLER WITH M5 TIP - 1

DUO SPOT STEEL & ALU – 2-IN-1 ENTRÉE

DUO SPOT

with spot torch/earth + CD STUD TORCH/earth,
Input current 1PH/220V

REF NO: CEL.11244-G-01

SLIDE LEVER 600 WITH HOOK - 1

TECHNICAL SPEC	DUO SPOT
MAX WELDING CURRENT:	8000A
DUTY CYCLE:	10 M4 AL STUDS/MIN @ 80%
VOLTAGE/PHASE:	220V 1PH 60/50HZ
MAX INPUT CURRENT:	8A
WEIGHT:	23KG



430 X 220 X 310(H)MM



550 X 430 X 470(H)MM

REF NO: CEL.ET19-11244-2










EASY PULLER - 1
PULLING ROD - 1
SLIDE HAMMER - 1



 TRIANGLE HOLDER - 1	 BIG TRIANGLE WASHER - 20	 CARBON ROD - 2	 M5 TIP - 10
 ELECTRODE FOR TAB - 1	 TAB STRAIGHT - 10	 STUD SCREW - ALU M6*15 AL-MG-SI STUD SCREW - ALU M6*15 AL-MG	 360° M6 PULLER - 10


OPTIONAL



H PULLER WITH M5 TIP 	SMALL TRIANGLE WASHER 	ELECTRODE 	STAR WASHER 
HOOK PULLER SLIDE HAMMER 	SLIDE SNAP 300 WITH 4 HOOKS CLAW 	STUD SCREW M4*15 AL-MG-SI 	360° M4 PULLER 
		STUD SCREW M4*15 AL-MG 	

DUO SPOT STEEL & ALU - 2-IN-1 PLUS

DUO SPOT

with spot torch/earth + CD STUD TORCH/earth
Input current 1PH/220V

REF NO: CEL.11244-G-01











- EASY PULLER - 1
- SLIDE LEVER 600 WITH HOOK - 1
- SLIDE HAMMER - 1
- SINGLE HOOK FOR SLIDE SNAP PULL - 1
- PULLING ROD - 1 SET
- SLIDE HAMMER WITH 6 HOOKS CLAW - 1



- ALU HAMMER SET - 1
- SLIDE SNAP 300 WITH SINGLE FOOT - 1

REF NO: CEL.ET19-11244-3



- | | | | |
|---|---|--|---|
| 
TRIANGLE HOLDER - 1 | 
BIG TRIANGLE WASHER - 20 | 
CARBON ROD - 2 | 
M5 TIP - 10 |
| 
TAB STRAIGHT - 50 | 
ELECTRODE FOR TAB - 1 | 
STUD SCREW - ALU M6*15 AL-MG-SI - 50 | 
360° M6 PULLER - 10 |
| 
TAB TWIST - 50 | 
STUD SCREW - ALU M6*15 AL-MG - 25 | | |


OPTIONAL


SLIDE 1000 PULLER WITH DOUBLE FEET WITH 4 HOOKS CLAW




SLIDE 600 PULLER WITH SINGLE FOOT WITH 4 HOOKS CLAW



TAB SHOOTER WITH 20 PCS TAB



STUD SCREW M4*15 AL-MG-SI



STUD SCREW M4*15 AL-MG



360° M4 PULLER


430 X 220 X 310(H)MM


550 X 430 X 470(H)MM

DUO SPOT STEEL & ALU – 2-IN-1 COMPLETE

DUO SPOT

with spot torch/earth + CD STUD TORCH/earth,
Input current 1PH/220V

REF NO: CEL.11244-G-01



ALU HAMMER SET - 1

**SMART REPAIR
STATION**



430 X 220 X 310(H)MM



550 X 430 X 470(H)MM

DUO SPOT STEEL & ALU – 2-IN-1 COMPLETE

REF NO: CEL.ET19-11244-4



SLIDE HAMMER - 1



TRIANGLE HOLDER - 1



BIG TRIANGLE WASHER - 20



CARBON ROD - 2



M5 TIP - 10



COMPONENT BOX - 1



ELECTRODE FOR TAB - 1



TAB STRAIGHT - 50



TAB TWIST - 50



PULLING ROD - 1 SET



SLIDE HAMMER WITH 6 HOOKS CLAW - 1



SLIDE SNAP 300 WITH SINGLE FOOT - 1



SLIDE 600 PULLER WITH SINGLE FOOT - 1



SLIDE 1000 PULLER WITH DOUBLE FEET WITH 4 HOOKS CLAW - 1



TAB SHOOTER WITH 20 PCS TAB



SINGLE HOOK FOR SLIDE SNAP PULL



SLIDE LEVER 600 WITH HOOK



EASY PULLER - 1



STUD SCREW - ALU M6*15 AL-MG-SI - 50



STUD SCREW - ALU M6*15 AL-MG - 25



STUD SCREW - ALU M4*15 AL-MG-SI - 50



STUD SCREW - ALU M4*15 AL-MG - 25



360° M6 PULLER - 10



360° M4 PULLER - 10

ACCESSORIES & CONSUMABLES



QM064011-4C



QM064001



QM061023



SR055000



EJ081000-2B



EG055050



EJ092045



EJ092050



EH107520-1



QM056000



QM061170-2B



ET-QM061150-3



QM061611-B



QM061127-2B



QT074000-A2



QM064155



QM061550-B



QM071330-1



QM071336-1



QM071324



QM071335



QM061104

ACCESSORIES & CONSUMABLES



QM061105



QM071225-2B



QM055001-A



QM061320-1



COMPONENT BOX
REF NO: SE090200




EJ055000-E



EJ061000



ALU HAMMER SET - 1
ET-GA181218-2B



SMART RHONE

◀ CAMELEON



Архангельск (8182)63-90-72
Астана (7172)727-132
Астрахань (8512)99-46-04
Барнаул (3852)73-04-60
Белгород (4722)40-23-64
Брянск (4832)59-03-52
Владивосток (423)249-28-31
Волгоград (844)278-03-48
Вологда (8172)26-41-59
Воронеж (473)204-51-73
Екатеринбург (343)384-55-89
Иваново (4932)77-34-06

Ижевск (3412)26-03-58
Иркутск (395)279-98-46
Казань (843)206-01-48
Калининград (4012)72-03-81
Калуга (4842)92-23-67
Кемерово (3842)65-04-62
Киров (8332)68-02-04
Краснодар (861)203-40-90
Красноярск (391)204-63-61
Курск (4712)77-13-04
Липецк (4742)52-20-81
Киргизия (996)312-96-26-47

Магнитогорск (3519)55-03-13
Москва (495)268-04-70
Мурманск (8152)59-64-93
Набережные Челны (8552)20-53-41
Нижний Новгород (831)429-08-12
Новокузнецк (3843)20-46-81
Новосибирск (383)227-86-73
Омск (3812)21-46-40
Орел (4862)44-53-42
Оренбург (3532)37-68-04
Пенза (8412)22-31-16
Россия (495)268-04-70

Пермь (342)205-81-47
Ростов-на-Дону (863)308-18-15
Рязань (4912)46-61-64
Самара (846)206-03-16
Санкт-Петербург (812)309-46-40
Саратов (845)249-38-78
Севастополь (8692)22-31-93
Симферополь (3652)67-13-56
Смоленск (4812)29-41-54
Сочи (862)225-72-31
Ставрополь (8652)20-65-13
Казахстан (772)734-952-31

Сургут (3462)77-98-35
Тверь (4822)63-31-35
Томск (3822)98-41-53
Тула (4872)74-02-29
Тюмень (3452)66-21-18
Ульяновск (8422)24-23-59
Уфа (347)229-48-12
Хабаровск (4212)92-98-04
Челябинск (351)202-03-61
Череповец (8202)49-02-64
Ярославль (4852)69-52-93