

Архангельск (8182)63-90-72  
 Астана (7172)727-132  
 Астрахань (8512)99-46-04  
 Барнаул (3852)73-04-60  
 Белгород (4722)40-23-64  
 Брянск (4832)59-03-52  
 Владивосток (423)249-28-31  
 Волгоград (844)278-03-48  
 Вологда (8172)26-41-59  
 Воронеж (473)204-51-73  
 Екатеринбург (343)384-55-89  
 Иваново (4932)77-34-06

Ижевск (3412)26-03-58  
 Иркутск (395)279-98-46  
 Казань (843)206-01-48  
 Калининград (4012)72-03-81  
 Калуга (4842)92-23-67  
 Кемерово (3842)65-04-62  
 Киров (8332)68-02-04  
 Краснодар (861)203-40-90  
 Красноярск (391)204-63-61  
 Курск (4712)77-13-04  
 Липецк (4742)52-20-81  
 Киргизия (996)312-96-26-47

Магнитогорск (3519)55-03-13  
 Москва (495)268-04-70  
 Мурманск (8152)59-64-93  
 Набережные Челны (8552)20-53-41  
 Нижний Новгород (831)429-08-12  
 Новокузнецк (3843)20-46-81  
 Новосибирск (383)227-86-73  
 Омск (3812)21-46-40  
 Орел (4862)44-53-42  
 Оренбург (3532)37-68-04  
 Пенза (8412)22-31-16  
 Россия (495)268-04-70









Пермь (342)205-81-47  
 Ростов-на-Дону (863)308-18-15  
 Рязань (4912)46-61-64  
 Самара (846)206-03-16  
 Санкт-Петербург (812)309-46-40  
 Саратов (845)249-38-78  
 Севастополь (8692)22-31-93  
 Симферополь (3652)67-13-56  
 Смоленск (4812)29-41-54  
 Сочи (862)225-72-31  
 Ставрополь (8652)20-65-13  
 Казахстан (772)734-952-31

Сургут (3462)77-98-35  
 Тверь (4822)63-31-35  
 Томск (3822)98-41-53  
 Тула (4872)74-02-29  
 Тюмень (3452)66-21-18  
 Ульяновск (8422)24-23-59  
 Уфа (347)229-48-12  
 Хабаровск (4212)92-98-04  
 Челябинск (351)202-03-61  
 Череповец (8202)49-02-64  
 Ярославль (4852)69-52-93

<https://celette.nt-rt.ru> || [cfe@nt-rt.ru](mailto:cfe@nt-rt.ru)

## Принадлежности к стапелям

Стапели Celette уникальна, это больше, чем просто система форм. Стапели Celette использует точную верхнюю поверхность, оснащенную модульными отверстиями, готовую к использованию системы зажимных приспособлений MZ и MZ+.

<p>SET OF 4 NYLON WHEELS</p> 	<p>SET OF 4 LEGS</p> 
<p>KIT D'ADAPTATION EQUERRE CAIMAN</p> 	<p>HOLDING DEVICE</p> 
<p>NAJA HOLDING DEVICE</p> 	<p>SUPPORT DE ROUES + ROUES</p> 
<p>MULTI-FUNCTIONS SUPPORT</p> 	<p>HANDLEBAR FOR BENCH SEVENNE""</p> 

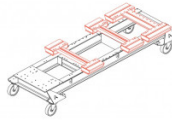
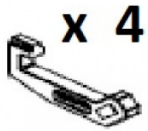
SET OF 4 ANCHORING CLAMPS

SET OF 4 ANCHORING CLAMPS



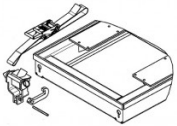
**SET OF 4 HOLDING PARTS**

**TRAVERSES D'ADAPTATION MUF7**



**COMPLEMENTARY PULLING**

**SUPPORT DE ROUES + ROUES (SVN XL)**



**COMPO Z-ONE 9194.312 + 9121.513**

**CHAIN PULLEY BLOCK**



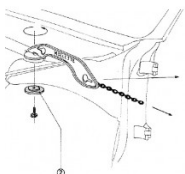
**IN-GROUND FRAME**

**CADRE 6 M X 6 M (POSE)**





**CENTRING PARTS FOR MERCEDES**

**FIAT CENTREURS POUR MC.PHERSON**



**PINCE AUTO-SERREUSE 100MM**

**100 MM ORIENTABLE PULL CLAMP**



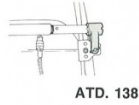
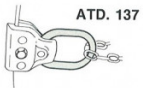
**ORIENTABLE 50 MM PULL CLAMP**

**PULL PLATE**



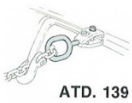
**ANNEAU DE TRACTION MAILLE**

**SUPPORT WA 1151-01**




**ORIENTABLE RING FOR 100**

**YOKE FOR 50,75 AND 100 mm PULL CLAMP**



**ADAPTABLE ANCHORING PLATE**

**MULTI-ANGLE CLAMP**



**75 MM ORIENTABLE PULL CLAMP**



**CLAMP WITH QUICK CLAMPING**



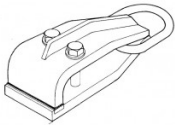
**PULLING ACCESSORY**



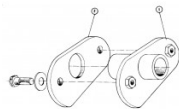
**PULLING ACCESSORY**



**PINCE 100 MM GRD PASSAGE**



**RENAULT PINCE SPECIALE**



**BRIDE DE TRACTION CAYENNE ET TOUAREG**



**ENSEMBLE D'ACCESSOIRES (BMW)**



**TORCHE MANUELLE LG 4,00 M (CP40)**



**280A TORCH 3,5 M (9 FT.) LONG**



**CHARIOT POUR POWER PLASMA 3100**

**TORCHE MB15 LG 3.00 M**



**TORCHE LG 3M POUR BRAVO 155 COMBI**

**PISTOLET D'ENTRAINEMENT FIL SPOOL-GUN**



**LINER KIT FOR ALUMINIUM WIRE**

**4m PUSH-PULL BLOW TORCH**



**CHAINE LG 1 M**

**CHAINE LG 1,80 M**



**CHAINE 1,80 M 1 CROCHET**

**CHAIN 2,40 M, WITH ONE HOOK**



**3 m CHAIN DIAMETER 16 mm**

**CHAINE LG 4 M**



**CHAINE LG 6.500 M**



**CHAINE LG 7 M**



**CHAIN HOOK DIAMETER 16 mm**



**CONNECTING LINK**



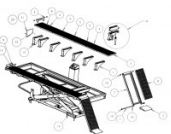
**CONNECTING LINK**



**HOOK**



**RUNWAY DECKING PLATES SINGLE ENTRY + RAMPS**



**RUNWAY DECKING PLATES DOUBLE ENTRY + RAMPS**



**RUNWAY DECKING PLATES + RAMPS**



**SET OF 2 PARTS**



**SET OF 4 SPECIAL STATIC**



**4 STATIC VERTICAL ARMS**



**4 ARCHED" SPECIAL STATIC"**



**SET OF 2 PLATES**



**AIR-PUMP WITH HOSE 3M**



**QUICK FEMALE HALF-COUPLER**



**MASK UNITH LIQUID CRYSTAL**



**MAGNETIZED LOCATING ELEMENT**



**ENSEMBLE "RHONE" - METRO - MYGALE**



**ENSEMBLE "RHONE" - METRO - MYGALE**



**ENSEMBLE "RHONE" - METRO - MYGALE**



**4 AXLE STANDS WITH CASTERS**



**COMPOS HYDRAULIQUE (EMBALLEE)**



**10T HYDRAULIC SET**



**COMPOS HYDRAU-(EMBALLEE)**



**COMPOS HYDRAU-(EMBALLEE)**



**ELECTRODE**



**ELECTRODE**







**0,80 m PULLING STRAP**



**1,50 m PULLING STRAP**



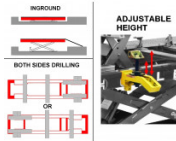
**4 STANDS FOR VEGA"-AppU""**



**GRIFFON XL**



**GRIFFON 2.8T EVOLUTION IN GROUND - DOUBLE LOADING -**



**HONDA ACCORD SEDAN 2WD**



**LAND ROVER FREELANDER NEW**



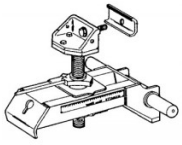
**SEVENNE bench alone on wheels and with sill clamps**



**Sevenne XL Composition\_Connecteur Rapide/Quick Connector**



**SET of 2 SILL CLAMPS for MC8S Bench**



**ZINC SCREW HM 6X20 CL8.8**



**ZINC SCREW HM 10X50 CL8.8**



**ZINC SCREW HM 10X70 CL8.8**



**ZINC SCREW HM 12X30 CL8.8**



**VIS HM 14/150X190 CL8.8**



**ZINC SCREW 16X40 CL8.8**



**ZINC SCREW HM 16X60 CL8.8**



**ZINC SCREW HM 20X80 CL8.8**



**ZINC SCREW CHC 8X10**



**ZINC SCREW CHC 8X16**

**ZINC SCREW CHC 8X25 DIN 912**



**ZINC SCREW CHC 8X50**

**ZINC SCREW CHC 8X60**



**ZINC SCREW CHC 8X90**

**VIS TFHC 8X16 CL10.9 DIN 7991**



**OUTSIDE CIRCLIP Diam 12 mm**

**ANNEAU TRUARC 863 D20**



**CIRCLIPS EXTERIEUR D20mm**

**ANNEAU TRUARC 863 D25**



**CIRCLIPS EXTERIEUR D. 25MM**

**CIRCLIPS EXTERIEUR D50 MM**



**GALET A BILLES SPO 250/25P**



**NUTS HM4 CL8.8**



**NUTS HM5 CL8.8**



**NUTS HM6 CL8.8**



**NUTS HM8 CL8.8**



**NUTS HM10 CL8.8**



**NUTS HM10/125**



**NUTS HM12 CL8.8**



**NUTS HM12 CL10.9**



**NUTS HM12/125**



**NUTS HM12/150**



**NUTS HM14 CL8.8 ZINGUE**



**NUTS HM14/150**



**NUTS HM16 CL8.8**



**NUTS HM16 CL10.9**



**NUTS HM18 CL8.8**



**LANDMARK 05 of 9121.523**



**NUTS HM22 CL8.8**



**SEVENNE Yellow SILL CLAMPS**



**GRADUATE PLATE for YELLOW BENCH SILL CLAMPS**





Sill Clamps moving plate of the 9123.013

YELLOW HOOK for BENCH SILL CLAMPS



YELLOW CRANKED SILL CLAMPS

NUTS HM24 CL8.8



NUTS HM24 CL10.9

NUTS HM39 CL8.8



PLAT SUPPORT RAIL (PHOSPHAT.)

SUPPORT PINCE (PEINT RAL 9007)



BIELLE EXTERIEURE (PEINT)

GALET BIELLE INTERIEURE ( ZINGUAGE)



**SUPPORT BIELLE (PEINT)**



**SECURITE FIXE (PEINT)**



**SECURITE MOBILE (PEINT)**



**AXE HAUT VERIN (PHOSPHAT.)**



**AXE BIELLE**



**AXE VERIN BAS**



**AXE (PHOSPHAT.)**



**SUPPORT BOITIER ELECTRIQUE (PEINT)**



**APPUI DE VERIN (PHOSPHAT.)**



**MODIFICATION BOITIER ELCO.002**



**CROCHET SE FIXANT SUR MARBRE**



**BARRE ANTI ECRASE-PIEDS**



**PLAT FIXATION CORNIERE**



**COORNIERE SUPPORT BARRE**



**PLAQUE D'APPUI (PEINT.)**



**CAPOT PROTECTION MOTEUR**



**BOITE DE COMMANDE A DISTANCE**



**GUIDE FAISCEAUX GRIFFON (PEINT)**



**BASE MOBILE (PEINT)**

**BIELLE EXTERIEURE (PEINT.)**





**BIELLE INTERIEURE (PEINT.)**

**PLATEAU SUPERIEUR (PEINT.)**



**AXE CENTRAL (PHOSPHAT.)**

**AXE HAUT DU VERIN (PHOSPHAT.)**



**AXE BAS DU VERIN (PHOSPHAT.)**

**AXE SUPORT GALET POUR BIELLE INT.**



**BAGUE (PHOSPHAT.)**

**SUPPORT GALET DEMONTABLE**



**BRAS (PEINT.)**

**SECURITE MOBILE (PEINT.)**



**SECURITE FIXE (PEINT.)**



**RONDELLE CAOUTCHOUC EP.3**



**VIS SPECIALE FIXATION BRAS DU X**



**BRAS A RALLONGE (PEINT.)**



**RALLONGE DE BRAS (PEINT.)**



**PISTON POUR BRAS PETIT X**



**APPUI CAOUTCHOUC D=150 EP.2**



**SUPPORT ROULETTE (PEINT)**



**SUPPORT POUR GUIDE (PEINT.)**



**MORS SUPPORT DE MORS ( ZINGUAGE)**



**VIS SERRAGE DES MORS**



**RAMPE (PEINT.)**



**GUIDE TROU PILOTE BMW ( ZINGUAGE)**



**GUIDE POUR TROU PILOTE MERCEDES**



**AXE POUR GUIDAGE DU CHARIOT**



**BROCHE FIXATION SUPPORT ROULETTE**



**SUPPORT ( ZINGUAGE)**



**SUPPORT ROULETTE (PEINT)**



**COULISSEAU SUPPORT MORS  
ORIENTABLE**

**SUPPORT DE MORS (PEINT)**



**SUPPORT TAMPON DE LEVAGE**

**PIED MOBILE (PEINT.)**



**REHAUSSE DE BRAS PETIT X (PEINT.)**

**RALLONGE POUR PISTON PETIT X DU**



**SUPPORT POMPE (Peint)**

**PLAQUE DE FERMETURE (bois)**



**SECURITE (PEINT)(9A479)**

**COF ELEC GRIFFON 400V TRI 50HZ 1X**



**CRAPAUD SUPPORT CAILLEBOTIS**

**RUNWAY DECKING (655 X 464 X 38)**



**RUNWAY DECKING (615 X 464 X 38)**



**RUNWAY DECKING (1263 X 426 X 38)**



**RUNWAY DECKING (464 X 387 X 38)**



**STEEL RUNWAY DECKING**



**SEVENNE XL Bench alone without clamps**



**4 WHEELS for SEVENNE XL without support**



**BIELLE INTERIEURE (PEINTE)**



**AXE FIX. BIELLE (PHOSPHA.)**



**PART COMMUNE RHONE GRIFFON 2.8T  
EVOLUTIO**



**X RHONE 2.8T EVOLUTION 400V TRI**



**X RHONE 2.8T EVO ENCASTRABLE 400V  
TRI**



**X GRIFFON 2.8T EVO ENCASTRE 400V  
TRI**



**BIELLE INTERIEURE (PEINTE)**



**SUPPORT BASE / BIELLE / VERIN (PEINT)**



**SECURITE INFERIEURE (PEINT)**



**SECURITE SUPERIEURE (PEINT)**



**AXE BIELLE / PATIN (PHOSPHATE)**



**AXE BIELLE / SUPPORT (PHOSPHATE)**



**AXE VERIN / BIELLE (PHOSPHATE)**

**PATIN en PA6 NOIR**



**ANTI BASCULEUR (ZINGUAGE)**

**ERGOT (PHOSPATE)**



**VIS ENTRETOISE (PHOSPATE)**

**AXE BIELLE-BASE (PHOSPATE)**



**PLAQUE D'APPUI (PEINT.)**

**ANTI-BASCULEUR (ZINGUAGE)**



**VIS ENTRETOISE (PHOSPATEE)**

**CALE DE DEPORT (ZINGUAGE)**



**VIS ENTRETOISE (PHOSPATEE)**

**VIS CREUSE**



**PETIT "X" GRIFFON 2.8T EVOLUTION**



**PLATEAU SUPERIEUR (PEINT)**



**RALLONGE (JAUNE RAL 1023)**



**RALLONGE (PEINT.)**



**BRAS (PEINT.)**



**BRAS (PEINT.)**



**GALET (PHOSPHATE)**



**VIS BUTEE**





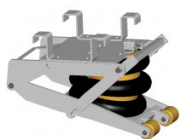
**SUPPORT VERIN (ZINGUAGE)**



**SUPPORT RGMT BRAS (PEINT.)**



**ELEVATEUR MOBILE POUR MARBRE**



**SECURITE (PEINT)**



**SUPPORT POMPE (Peint)**



**SUPPORT POMPE (Peint)**



**TELECOMMANDE GRIFFON BAS 2.8T**



**PETIT X GRIFFON 2.8T EVOLUTION V.B.**



**MAIN LIFT for GRIFFON XL 400V TRI.**





**PLAQUE POSITION PIED/GAINE GXL (PEINT)**



**BARRE DE LEVAGE LG.1700 (ALU)**

**BARRE DE LEVAGE LG.1300 (ALU)**




**GRIFFON XL BENCH BASE**

**SECURITY NUT M6**



**SECURITY NUT M10**

**OPERATING ROD**



**WASHER MU20**

**SET of NUTS & SCREW from a SILL CLAMPS**



**PIECE 2.2 of REFERENCE 976.900**

**PIECE.03.1 of SILL CLAMPS 976.900**



**SILL CLAMPS SCREW**

**SCREW from ADJUSTABLE HEIGHT CLAMPS 976.900**



**SEVENNE STICKER 200X45 mm**



**STICKER " GRIFFON 2800 EVOLUTION "**



**STICKER "CELETTE" 330 mm X 35 mm**



**STICKER "CELETTE" 130 mm X 20 mm  
WHITE**



**STICKER "CELETTE" 65 mm X 800 mm**



**STICKER "CELETTE" 750 mm X 78 mm**



**STICKER "CELETTE" 330 mm X 35 mm**



**STICKER "CELETTE" 1390x140 mm**



**STCIKER "CELETTE" 90 mm X 1110 mm**



**STICKER "CELETTE" 220 mm x 24 mm**



**STICKER "CELETTE" 280 mm X 200 mm**



**STICKER "CELETTE" 290 mm X 100 mm  
WHITE**



**STICKER "CELETTE" 48 mm X 600 mm**



**WEDGE**



**KIT D'ACCESSOIRES POUR POWER  
SPOT 5500**



**CYLINDRICAL CAP of Diam 28**



**SQUARE CAP**



**SQUARE CAP of 40**



**GREY ELECTRIC CABLE 7G1**

**FOURRURE 6X4 POUR TUBE SOUPLE  
DIAM 6**



**OIL TIN of 1 L**



**OIL TIN of 5 L**



**PRISE REDRESSEUR BLOC  
HYDRAULIQUE**



**SOLENOIDE 24VCC**



**DISTRIBUTEUR AVEC CORPS +  
SOLENOIDE**



**EMBASE FOREE POUR DISTRIBUTEUR**



**ELECTRONIC CONTROL CARD**




**FAISCEAU COMPLET (1 HYDR+2 ELEC+  
2PNEUM)**



**TELECOMMANDE LYNX II POUR  
CENTRALE MXL**



**CIRCUIT BOARD for POWER UNIT of  
LYNX II**



**GROUPE ELECTROVANNE  
PNEUMATIQUE**



**BUZZER**



**BOUTON POUSSOIR DE MONTEE  
(BLANC) (COMPL**



**POUSSOIR PNEUMATIQUE**



**BOUTON DESCENTE(NOIR)(COMPLET)**



**DISTRIBUTEUR PNEUMATIQUE**



**CONNECTEUR ELECTROVANNE**



**TELECOMMANDE CENTRALE GRIFFON**



**ELECTROVANNE HYDRAULIQUE**



**RELAIS THERMIQUE 4.5-7.5A LOVATO**



**INTERRUPTEUR BIPHASE 2 CENTRALE  
GRIFFON**



**RELAIS POUR GRIFFON**



**RELAIS POUR GRIFFON**



**RELAIS POUR GRIFFON**



**RELAIS POUR GRIFFON**



**GROUPE HYDRAULIQUE COMPLET POUR  
CENTRALE**



**INTERRUPTEUR GENERAL**



**BLOC POMPE (KE971PL04Z)**



**RESERVOIR CENTRALE X-ONE**

**DISJONCTEUR PROTECTION MOTEUR**



**HYDROPNEUMATIC PUMP for GRIFFON**

**HYDROELECTRIC CENTRAL for RHONE  
Bench 400V tri 50HZ**



**SILL CLAMPS JAWS**

**MORS 20X10 LG 150 (ZINGUE)**



**MONTURE H=180 LARG. 75 AVEC FREIN**

**MONTURE H=180 LARG.=75 SANS FREIN**



**COLLIER NICOLL D 40**

**FILTRE**



**ADAPTATEUR DE FILTRE**

**CORPS DE PISTON AIR**





**CORPS DE POMPE**



**KIT DE REPARATION**



**BOUCHON DE TRANSPORT POUR HYP.23**



**BOITIER DE COMMANDE A DISTANCE**



**BOUTON COMPLET DE COMMANDE A DIST.**



**HANDLE + AIR DISTRIBUTOR for GRIFFON BENCH INNER LIFT**



**RESSORT COMPRESSION**



**Wheel with brake for SEVENNE XL Bench**



**WHEEL BENCH without BRAKE replaced  
by RPS.2506502W**



**Wheel without brake for SEVENNE XL  
Bench**



**ROULEMENT SNR 6204 EE 47X14X20**



**Landmark A of the SK.2400**



**KIT TRANSFORMATION SEVENNE EN  
RHONE**



**TUBE SPIRALE POLYU.6X4 NU BLEU LG.  
4M**



**TUBE SPIRALE POLYU 8X6 NU BLEU  
LG.2M**



**CORPS DU VERIN VA10.37**



**BRIDE BTR + CENTREURS AUDI VW**



**SEVENNE BENCH PACKAGE (COLOR  
VAG)**



**SEVENNE BENCH on WHEELS**

**VERIN 10T COURSE 90 POUR X LAKUDA**



**X RHONE 2.8T EVOLUTION 230 TRI - 60 HZ**

**X GRIFFON 2.8T EVO. 110V 60HZ**



**X GRIFFON 2.8T EVO. 400V TRI.**

**X GRIFFON 2.8T EVO. 230V TRI. 60HZ**



**AXLE diam20 Long 60 LANDMARK.6 of 976.900**

**AXLE of 60 Long 627.5 LANDMARK 20**



**ADHESIF 'EXPORT QUALITE' diam = 40 MM**

**PIN diameter 10 + WIRE**



**BROCHE diam14:B77B+CABLE B70A+GOUP.**

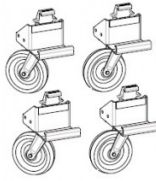
**PIN diameter 18 + WIRE**



**RESERVOIR CENTRALE GR 2.8T ET RHONE**



**SUPPORT DE ROUES + ROUES**



**SET OF 4 ANCHORING CLAMPS**



**SET of 4 CURVE ARMS for SILL CLAMPS**



**SET OF 2 PLATES**



**ANCHORING SUPPORT**



**BENCH CALIBRATION SET**



**TIROIR ELECTROVANNE MAXIL + FILTRE**



**VALVE DE DECHARGE HYDRO POUR CENTRALE**



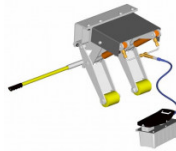
**DOUBLE METAL DUCKS KIT**



**SPRING diam.15, wire 1.5, longer 81**



**MOBILE LIFT for SEVENNE & GRIFFON BENCH**



**PIECE 9 of MOBILE LIFT 9165.03**



**STICKER "CELETTE" 450 MM X MM WHITE**



**Wheels set for MUF7 bench (Evolve in 8000.9224)**



**GRIFFON 2,8T Evolution Bench**



**2 INNER LIFT for XL Bench**

**GRIFFON 2.8T Evolution Bench DOUBLE ENTRY with SEVENNE Pulling Unit**



**GRIFFON 2.8T Evolution Bench DOUBLE ENTRY with SEVENNE Pulling Unit and with Electronic Measuring System NAJA 3D**

**RHÔNE 2.8T Bench DOUBLE ENTRY with SEVENNE Pulling Unit**



**RHÔNE 2.8T Bench DOUBLE ENTRY with SEVENNE Pulling Unit and with Electronic Measuring System NAJA 3D**

**SEVENNE bench alone on wheels and with sill clamps**



**SEVENNE bench alone on wheels and with sill clamps**

**SEVENNE BENCH with quick pump connector**



**Sevenne Bench Composition (Includes Bench, Pulling Unit, Sill Clamp and Storage Trolley)**

**BENCH COMPOSITION (9121.222 + 9121.513)**



**CORBEAU AVEC PERCAGE (PEINT)**

**CORBEAU AVEC PERCAGE (PEINT)**



**PLAQUE ARRET CHEMIN ROULEMENT (PEINT)**

**CORBEAU AVEC ACCROCHE (PEINT)**



**RAMPE GRIFFON XL (PEINT)**

**CORBEAU AVEC ACCROCHE (PEINT)**



**Rhone Naja Package(VAS)**

**SEVENNE BENCH DOUBLE ENTRY**



**RHÔNE L - 4.2T Bench with SEVENNE  
Pulling Unit**




**GRIFFON bench composition**



**SEVENNE XL(VAS)**

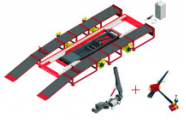


**GRIFFON XL(VAS)**





**SMART RHONE - 3.5T Lifting Capacity  
230V TRI 50/60 HZ - Detachable Ramps  
with Naja 3D Electronic Measuring System**



**SMART RHONE - 3.5T Lifting Capacity  
Drive On with Naja 3D Electronic  
Measuring System**



**SMART RHONE - 3.5T Lifting Capacity In-  
Ground with Naja 3D Electronic Measuring  
System**



**Архангельск** (8182)63-90-72  
**Астана** (7172)727-132  
**Астрахань** (8512)99-46-04  
**Барнаул** (3852)73-04-60  
**Белгород** (4722)40-23-64  
**Брянск** (4832)59-03-52  
**Владивосток** (423)249-28-31  
**Волгоград** (844)278-03-48  
**Вологда** (8172)26-41-59  
**Воронеж** (473)204-51-73  
**Екатеринбург** (343)384-55-89  
**Иваново** (4932)77-34-06

**Ижевск** (3412)26-03-58  
**Иркутск** (395)279-98-46  
**Казань** (843)206-01-48  
**Калининград** (4012)72-03-81  
**Калуга** (4842)92-23-67  
**Кемерово** (3842)65-04-62  
**Киров** (8332)68-02-04  
**Краснодар** (861)203-40-90  
**Красноярск** (391)204-63-61  
**Курск** (4712)77-13-04  
**Липецк** (4742)52-20-81  
**Киргизия** (996)312-96-26-47

**Магнитогорск** (3519)55-03-13  
**Москва** (495)268-04-70  
**Мурманск** (8152)59-64-93  
**Набережные Челны** (8552)20-53-41  
**Нижний Новгород** (831)429-08-12  
**Новокузнецк** (3843)20-46-81  
**Новосибирск** (383)227-86-73  
**Омск** (3812)21-46-40  
**Орел** (4862)44-53-42  
**Оренбург** (3532)37-68-04  
**Пенза** (8412)22-31-16  
**Россия** (495)268-04-70

**Пермь** (342)205-81-47  
**Ростов-на-Дону** (863)308-18-15  
**Рязань** (4912)46-61-64  
**Самара** (846)206-03-16  
**Санкт-Петербург** (812)309-46-40  
**Саратов** (845)249-38-78  
**Севастополь** (8692)22-31-93  
**Симферополь** (3652)67-13-56  
**Смоленск** (4812)29-41-54  
**Сочи** (862)225-72-31  
**Ставрополь** (8652)20-65-13  
**Казахстан** (772)734-952-31

**Сургут** (3462)77-98-35  
**Тверь** (4822)63-31-35  
**Томск** (3822)98-41-53  
**Тула** (4872)74-02-29  
**Тюмень** (3452)66-21-18  
**Ульяновск** (8422)24-23-59  
**Уфа** (347)229-48-12  
**Хабаровск** (4212)92-98-04  
**Челябинск** (351)202-03-61  
**Череповец** (8202)49-02-64  
**Ярославль** (4852)69-52-93